


# 14 Basic Shot Types | Mr. Gustafson | Digital Film Production 1

8-18-10

Use the internet to draw an example of each of the following shot types. Provide a brief explanation for how or why it is usually used.

The Extreme Long Shot



Usually used to establish the movie's setting

The Long Shot




Used to show the exterior / used to show thrilling scenes

The Medium Long




Usually just used to show a person and not focus on background

The Full Shot



Shows a full body unlike the medium long which shows only above the knee

The 3/4 Shot




Used to show from about the shoulders up

The Medium Shot




Shows from about the mid torso up

The Medium Close Up



Usually used as a default dialogue frame

The Close Up



Shows just the face to emphasize on emotion

The Extreme Close Up



Good for showing tears/emotion